



# Meet the Teachers

# September 2024

Year 2

## Staff – Class teachers




Miss Whetlor – Birch

[birchclass@sendcofe.co.uk](mailto:birchclass@sendcofe.co.uk)



Miss Rawlins – Cherry

[cherryclass@sendcofe.co.uk](mailto:cherryclass@sendcofe.co.uk)



Cover Staff:  
Mr Godwin and Mrs  
Baxter

## Staff – Support Staff

---




Mrs Humphreys



Mrs Attwater



Mrs Tudor



Mrs Benkelfallah



# Send CofE Primary School

‘Learning and growing together’

## **Our Vision**

Everyone is offered a warm welcome here.







We serve the children, staff, parents and our community to the best of our ability, every day.

We have high expectations for our children.

We celebrate uniqueness by developing the whole person and helping every child to achieve their God given potential.

We love one another as we are loved by God.

# Our Values

Autumn 1	Autumn 2	Spring 1	Spring 2	Summer 1	Summer 2
<b>Thankfulness</b> 	<b>Compassion</b> 	<b>Respect</b> 	<b>Justice</b> 	<b>Service</b> 	<b>Truthfulness</b> 
Thanking God for people who help us Praising God for creation Giving thanks in difficult times Counting our blessings	Noticing a need Being a good neighbour Having the right attitude Having the courage to care Coming to the rescue	Valuing others Valuing difference Treating others as we wish to be treated Valuing special places Valuing different opinions	Treating people fairly Making wise decisions God's love in action Keeping God's Rules	Using our talents Receiving as well as giving Giving with no strings attached Looking at the heart Living for others	Telling the whole story Living without lies Making good choices Searching for truth Having courage to be honest
Harvest	Advent and Christmas		Fairtrade Fortnight	Pentecost	Trinity

# Uniform

<b>Main Uniform</b> (can be worn all year)	<b>Summer Uniform - OPTIONAL</b> (can we worn between Easter and October half term)
<p>School jumper with logo White shirt with tie Grey trousers or shorts, Navy skirt or pinafore or trousers Grey/ white/navy ankle or knee length socks (not trainer socks) or tights Waterproof coat Black shoes (not trainers or boots)</p>	<p>School jumper with logo White logo polo shirt (all years) Grey or Navy shorts or Pale blue checked dress with white socks Sunhat</p>
<b>PE Kit (worn on PE days)</b>	<b>Other</b>
<p>P.E. skort or shorts P.E. shirt with school logo School logo sweatshirt or Plain navy hoodie/ fleece Trainers</p>	<p>Book bag or small rucksack Water bottle</p>

# Uniform

Jewellery	Hair	Other accessories
<p>Children may wear small, plain, gold or silver coloured studs.</p> <p><b>Hoop earrings are dangerous and should not be worn. Children will be asked to remove them.</b></p> <p><b>No child can participate in P.E. unless their earrings are removed, i.e. no plasters can be worn over the top.</b></p> <p><b>Children must be able to remove and replace earrings by themselves.</b></p>	<p>All hair longer than shoulder length must be tied back.</p> <p>Children who do not have their hair tied up will be given a hairband and asked to tie it up.</p> <p>Hair accessories (headbands etc) should be <b>small and be either a neutral colour in school colours.</b></p> <p>Cheerleading/ large bows are not allowed. Children will be asked to remove them if worn.</p>	<p><b>Religious head coverings</b></p> <p>If a child wears a religious head covering these should be plain (not patterned) and should be in either a school colour (navy, black, grey) or neutral colour (beige, white, cream).</p> <p><b>No nail varnish. Children wearing nail varnish will be asked to remove it.</b></p> 

# Attendance

The Department for Education introduced changes to attendance guidance that became statutory in August 2024. These changes must be made by all schools and Local Authorities across the country, with the aim of ensuring consistent approaches.

If your child is ill:

- Parents must let the school office as soon as possible and no later than 9am
- The school must decide whether to authorise the absence on the grounds of illness. This means parents need to give us details with the absence e.g. temperature, vomiting.
- If the reason given for absence is “they are poorly” **we cannot authorise your child’s absence.**

If a child is absent with no explanation given then we are expected to carry out a home visit and see the child as soon as possible and before the 3rd school day of absence. A member of our school DSL team will carry out this home visit.

If you need to take your child out of school during term time, the absence can only be authorised if it is considered that there are exceptional circumstances. Since 2013, schools have **not been allowed to authorise requests for children to be taken out of school for a holiday during term time unless there are truly exceptional circumstances**, unfortunately the cost of the holiday is not classed as an exceptional reason.

Parents can now be given a penalty notice or prosecution for 2 reasons:

- Any period of unauthorised holiday
- Cumulative Irregular attendance (10 sessions of unauthorised leave off for any reason during any 10 week period. We have 2 sessions a day and late arrivals after 9.15am will count as an unauthorised absence for the morning session)

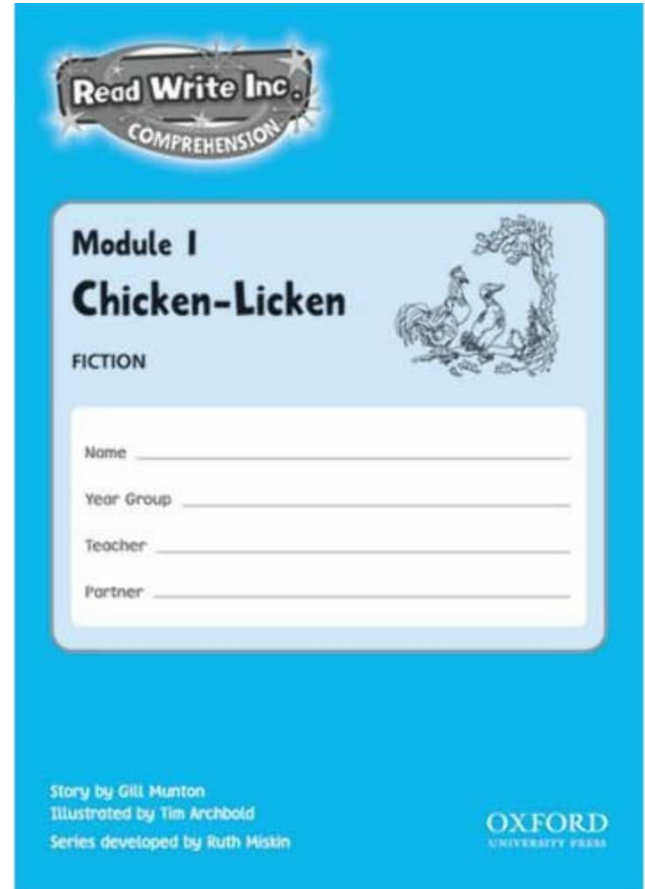
Issuing a penalty notice is not something which we would do lightly, especially as the school doesn't receive a penny of the fine, but **it is now the expectation that these will be used more frequently by all schools**. These will be increasing from September to £160 per child, per parent (reduced to £80 for prompt payment).



# Reading Curriculum



By the end of year 2, children are expected to be on RWI comprehension.



# English Curriculum



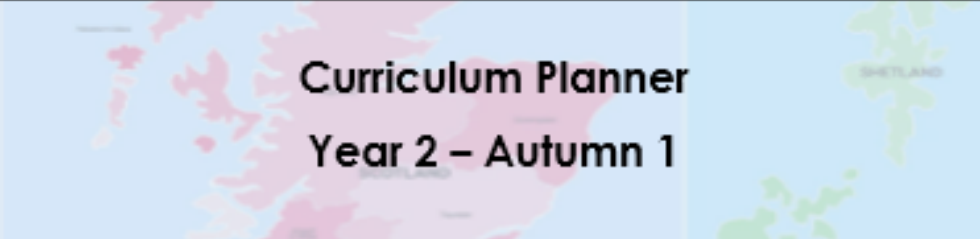
# Maths Curriculum

Autumn term	<p>Number</p> <hr/> <p><b>Place value</b></p> <p>VIEW</p>	<p>Number</p> <hr/> <p><b>Addition and subtraction</b></p> <p>VIEW</p>	<p>Geometry</p> <hr/> <p><b>Shape</b></p> <p>VIEW</p>		
Spring term	<p>Measurement</p> <hr/> <p><b>Money</b></p> <p>VIEW</p>	<p>Number</p> <hr/> <p><b>Multiplication and division</b></p> <p>VIEW</p>	<p>Measurement</p> <hr/> <p><b>Length and height</b></p> <p>VIEW</p>	<p>Measurement</p> <hr/> <p><b>Mass, capacity and temperature</b></p> <p>VIEW</p>	
Summer term	<p>Number</p> <hr/> <p><b>Fractions</b></p> <p>VIEW</p>	<p>Measurement</p> <hr/> <p><b>Time</b></p> <p>VIEW</p>	<p><b>Statistics</b></p> <p>VIEW</p>	<p>Geometry</p> <hr/> <p><b>Position and direction</b></p> <p>VIEW</p>	<p>Consolidation</p>

# Science Curriculum

Term	Topic	Subject	View
Autumn term	Animals' needs for survival	Biology	<a href="#">VIEW</a>
	Humans	Biology	<a href="#">VIEW</a>
	Materials	Chemistry	<a href="#">VIEW</a>
	Sustainability Plastic	Sustainability	<a href="#">VIEW</a>
Spring term	Plants (light and dark)	Biology	<a href="#">VIEW</a>
	Living things and their habitats	Biology	<a href="#">VIEW</a>
	Plants (Light a...)	Biology	<a href="#">VIEW</a>
	Consolidation		
Summer term	Plants (bulbs and seeds)	Biology	<a href="#">VIEW</a>
	Growing up	Biology	<a href="#">VIEW</a>
	Bulbs and seeds	Biology	<a href="#">VIEW</a>
	Growing up	Biology	<a href="#">VIEW</a>
	Wildlife	Sustainability	<a href="#">VIEW</a>
	Consolidation		

Maths	Writing	Science	RE
<p><b>Place value</b> Partition numbers to 100, write numbers in words, using number lines to record and estimate number, count in 2's, 3's, 5's and 10's.</p>	<p><b>Text – A River by Mark Martin</b> <b>Narrative</b> – A circular narrative <b>Non-fiction</b> – A letter to inform</p> <p>Subordination and coordination, suffixes er and est in adjectives, expanded noun phrases, correct use of past and present tense, use of capital letters, full stops and question marks.</p>	<p><b>Animals' needs for survival</b> Exploring what mammals, birds, amphibians, fish, reptiles and humans need to survive.</p>	<p><b>Christianity – What is God like for Christians?</b> Build on idea of God as creator Images of God from the Bible: shepherd, parent, King Ideas in art / story / song</p>



## Curriculum Planner Year 2 – Autumn 1

Geography	Computing	DT	Music	PE	PSHE
<p><b>What do I know about the UK and where I live?</b> Know the countries of the UK, compass directions, own address and key towns nearby.</p>	<p><b>Computing systems and networks</b> Information technology around us - Identifying IT and how its responsible use improves our world in school and beyond.</p>	<p><b>Mechanisms – Making Moving Monsters</b> Pivots, levers and linkages.</p>	<p><b>Music in my soul</b> Developing our knowledge of pulse, rhythm and pitch</p>	<p><b>PE</b> Footwork and balance <b>Gymnastics</b> Balance and travel</p>	<p><b>Media, literacy and digital resilience</b> The internet in everyday life, online content and information.</p>

# Wider Topic Curriculum

	Autumn 1	Autumn 2	Spring 1	Spring 2	Summer 1	Summer 2
<b>Value</b>	Thankfulness	Compassion	Respect	Justice	Service	Truthfulness
<b>History</b>		Who are Britain's Significant Monarchs?		Who are the famous people that have made an impact on the world?		How has Send School changed?
<b>Geography</b>	What do I know about the UK and where I live?		What goes on at an airport and a train station?		How different would my life be if I lived in Kenya?	
<b>Science</b>	Animals' need for survival and Humans	Materials and Sustainability Plastic	Living things and their habitats	Plants (light and dark) Plants (light and dark 2) Consolidation	Plants (bulbs and seeds) Growing up	Bulbs and seeds 2 Growing up 2 Wildlife
<b>RE</b>	CHRISTIANITY: What is God like for Christians?	CHRISTIANITY: Why is giving important to Christians?	JUDAISM: Why do Jewish families celebrate the gift of Shabbat?	CHRISTIANITY: Why do Christians call Jesus' 'Saviour'?	ISLAM: Who is Allah and how do Muslims worship him?	THEMATIC UNIT: Is prayer important to everyone?
<b>Art</b>		Paint Pointillism		Drawing Observation	Sculpture Junk	
<b>DT</b>	Moving Monsters		Food- balanced diet (wraps)			Baby bear chair
<b>Computing</b>	Computing systems and networks – Technology around us	Creating media – Digital painting	Programming A – Moving a robot	Data and information – Grouping data	Creating media – Digital writing	Programming B - Programming animations
<b>Music</b>	Animals/our bodies	Preparation for Nativity	Travel/Water	Recognising different sounds	Recorders	Recorders
<b>PE</b>	PE Unit 1 Personal	PE Unit 3 Cognitive	PE Unit 4 Creative	PE Unit 2 Social	PE Unit 5 Physical	PE Unit 6 Health and Fitness
	Gym Unit 1/Unit 2 Personal	Sportshall Athletics	Dance Unit 1 Creative	Attack, Shoot and Defend	Send and return	Hit, Catch and Run
<b>PSHE</b>	The internet in everyday life online content and information	Families and friendships and managing secrets; resisting pressure and	Recognising things in common and differences	Belonging to a group; roles and responsibilities; being the same and	What money is; needs and wants; looking after money	Why is sleep important; medicines and keeping healthy and growing

PE days – Monday and Friday  
Please send children in wearing their kit.



# Homework

	English	Maths	Adults will
Y N	<b>Reading</b> Please share a book at home for 10 mins a day. Library Books changed weekly		<b>At home:</b> Adults at home write the date, title of the book when their child reads. You can also add any comments of note for teacher (optional).  <b>Teachers</b> Check the reading diary once week and sign/date to say they have checked it.  Check Numbots once weekly to see progress.
YR	<b>Reading</b> <b>Phonic Readers:</b> Please spend 10 mins sharing their Phonic Reader at least 3x a week. Books changed weekly .  <b>Storytime Books:</b> Please read/ share your child's Storytime book at least twice a week at home for about 10 mins. Books changed weekly		
Y1	<b>Reading</b> <b>Phonic Readers:</b> Please spend 10 mins sharing their Phonic Reader at least 3x a week. Books changed weekly .  <b>Storytime Books:</b> Please read/ share your child's Storytime book at least twice a week at home for about 10 mins. Books changed weekly	<b>Numbots</b> 2x 10 mins a week	
Y2	<b>Reading</b> <b>Phonic Readers:</b> Please spend 10 mins sharing their Phonic Reader at least 3x a week. Books changed weekly .  <b>Storytime Books:</b> Please read/ share your child's Storytime book at least twice a week at home for about 10 mins. Books changed weekly	<b>Numbots</b> 2x 10 mins a week	



## Diary dates and trips

25/10 – RNLI volunteers coming to visit

19/11 and 21/11 – Parents evening

13/12 – KS1 nativity

We will be opting in to the year 2 sats, however, there will be a session to follow at a later date.

2	<b>Mother's day service</b> Spring 2	<b>Wisley</b> Summer 1	<b>Hampton Court</b> Autumn 2	<b>Sportshall</b> Spring 2	<b>RNLI workshop</b> Autumn 1
---	---	---------------------------	----------------------------------	-------------------------------	----------------------------------

# Term dates

## Autumn Term 2024

02.09.24 - INSET DAY - school closed for children

03.09.24 - INSET DAY - school closed for children

04.09.24 - Children in Y1-6 return to school / Stay & Play sessions for new settling in arrangements for our new Reception and Nursery children)

**28.10.24 to 01.11.24 OCTOBER HALF TERM HOLIDAY**

20.12.24 - School closes for the end of term at 1.15 pm

## Spring Term 2025

06.01.25 - INSET DAY - school closed for children

07.01.25 - All children return to school

**17.2.25 to 21.2.25 - FEBRUARY HALF TERM HOLIDAY**

04.04.25 - School closes for the end of term at 1.15 pm

## Summer Term 2025 (there is one additional INSET Day in this term tbc)

22.04.25 - INSET DAY - school closed for children

23.04.25 - All children return to school

05.05.25 - May Bank Holiday - school closed for children

**26.05.25 to 30.05.25 - MAY HALF TERM HOLIDAY**

22.07.25 - School closes for the end of school year at 1.15 pm